

Range Hood - 30" (76.2 cm) and 36" (91.4 cm)

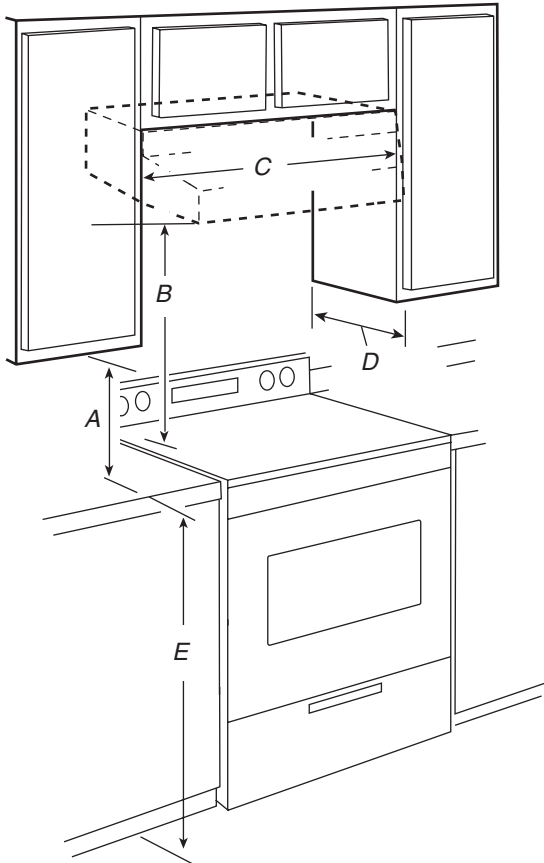
PRODUCT MODEL NUMBERS

UXT5530AA

UXT5536AA

Electrical: A 120 volt, 60 Hz, AC only, 15- or 20-amp, fused electrical circuit is required. A time-delay fuse or circuit breaker is also recommended. It is recommended that a separate circuit serving only this range hood be provided.

CABINET OPENING DIMENSIONS



- A. 18" (45.7 cm) min. clearance - upper cabinet to countertop
- B. 24" (61 cm) min. for electric cooking surfaces
27" (68.6 cm) min. for gas cooking surfaces
30" (76.2 cm) suggested max. - bottom of range hood to cooking surface
- C. 30" or 36" (76.2 cm or 91.4 cm) min. cabinet opening width
- D. 13" (33 cm) cabinet depth
- E. 36" (91.4 cm) base cabinet height

LOCATION REQUIREMENTS

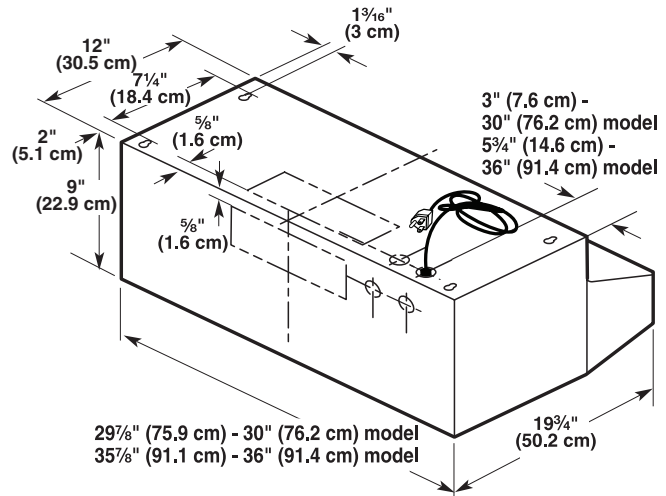
IMPORTANT: Observe all governing codes and ordinances.

- It is the installer's responsibility to comply with installation clearances specified on the model/serial rating plate. The model/serial rating plate is located inside the range hood on the left wall.
- Range hood location should be away from strong draft areas, such as windows, doors and strong heating vents.

For Mobile Home Installations

The installation of this range hood must conform to the Manufactured Home Construction Safety Standards, Title 24 CFR, Part 328 (formerly the Federal Standard for Mobile Home Construction and Safety, title 24, HUD, Part 280) or when such standard is not applicable, the standard for Manufactured Home Installation 1982 (Manufactured Home Sites, Communities and Setups) ANSI A225.1/NFPA 501A*, or latest edition, or with local codes.

PRODUCT DIMENSIONS

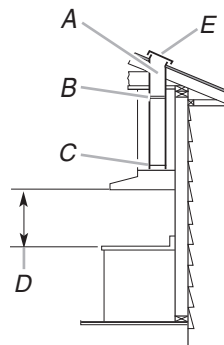


PRODUCT DIMENSIONS

Vent system can terminate either through the roof or wall. Use 3¹/₄" x 10" (8.3 x 25.4 cm) with a maximum vent length of 35 ft (10.7 m) or 6" (15.2 cm) or larger round vent with a maximum length of 50 ft (15.2 m) for vent system.

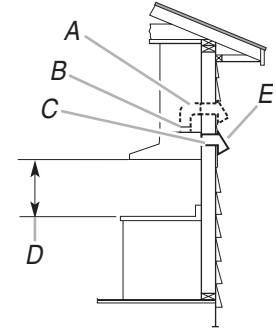
NOTE: Flexible vent is not recommended. Flexible vent creates back pressure and air turbulence that gently reduce performance.

Roof Venting



- A. 6" (15.2 cm) or larger round vent or a 3¹/₄" x 10" (8.3 x 25.4 cm) rectangular vent through roof
- B. Round vent: use 6" (15.2 cm) or larger round damper (purchased separately)
- C. Round vent: use 3¹/₄" x 10" (8.3 x 25.4 cm) to 6" (15.2 cm) or larger diameter transition piece (purchased separately)
- D. 24" to 30" (61 to 76.2 cm) above electric cooking surface
27" to 30" (68.6 to 76.2 cm) above gas cooking surface
- E. Roof cap

Wall Venting





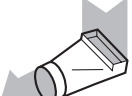


- A. 6" (15.2 cm) or larger round vent or a 3¹/₄" x 10" (8.3 x 25.4 cm) rectangular vent through the wall
- B. Round vent: use 3¹/₄" x 10" (8.3 x 25.4 cm) to 6" (15.2 cm) or larger diameter transition piece (purchased separately)
- C. 3¹/₄" x 10" (8.3 x 25.4 cm) through the wall
- D. 24" to 30" (61 to 76.2 cm) above electric cooking surface
27" to 30" (68.6 to 76.2 cm) above gas cooking surface
- E. Wall cap

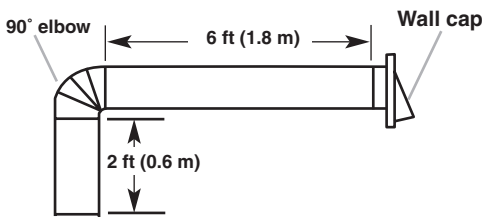
Calculating Vent System Length

To calculate the length of the system you need, add the equivalent feet (meters) for each vent piece used in the system.

6" (15.2 cm) or Larger Round Vent System

Vent Piece	Round	
45° elbow	2.5 ft (0.8 m)	
90° elbow	5 ft (1.5 m)	
6" (15.2 cm) or larger wall cap	0 ft (0 m)	
3 1/4" x 10" (8.3 cm x 25.4 cm) to 6" (15.2 cm) or larger	4.5 ft (1.4 m)	
3 1/4" x 10" (8.3 cm x 25.4 cm) to 6" (15.2 cm) or larger 90° elbow	5 ft (1.5 m)	

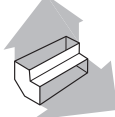
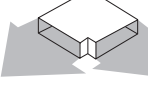
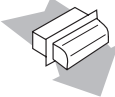
Example vent system



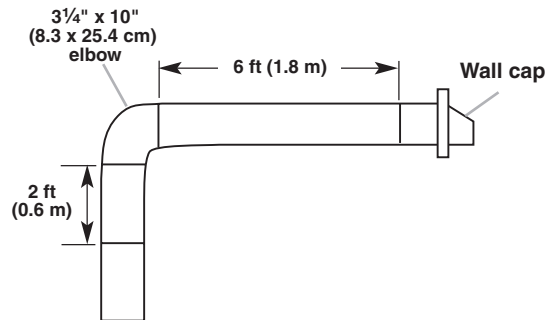
Maximum Recommended Length = 50 ft (15.2 m)

1 - 90° elbow	= 5 ft (1.5 m)
1 - wall cap	= 0 ft (0 m)
8 ft (2.4 m) straight	= 8 ft (2.4 m)
Length of 6" (15.2 cm) system	= 13 ft (3.9 m)

3 1/4" x 10" (8.3 cm x 25.4 cm) Vent System

Vent Piece	Round	
3 1/4" x 10" (8.3 cm x 25.4 cm) 90° elbow	5 ft (1.5 m)	
3 1/4" x 10" (8.3 cm x 25.4 cm) flat elbow	12 ft (3.7 m)	
3 1/4" x 10" (8.3 cm x 25.4 cm) wall cap	0 ft (0 m)	

Example vent system



Maximum Recommended Length = 35 ft (10.7 m)

1 - 90° elbow	= 5 ft (1.5 m)
8 ft (2.4 m) straight	= 8 ft (2.4 m)
1 - wall cap	= 0 ft (0 m)
Length of 3 1/4" x 10" (8.3 cm x 25.4 cm) system	= 13 ft (3.9 m)